

PRINTEL PROJECT # 585760-EPP-1-2017-1-AM-EPPKA2-CBHE-JP



Online Teacher Training (OTT) at Georgian Technical University

IN FRAMES OF ERASMUS+ “PRINTEL” PROJECT
585760-EPP-1-2017-1-AM-EPPKA2-CBHE-JP

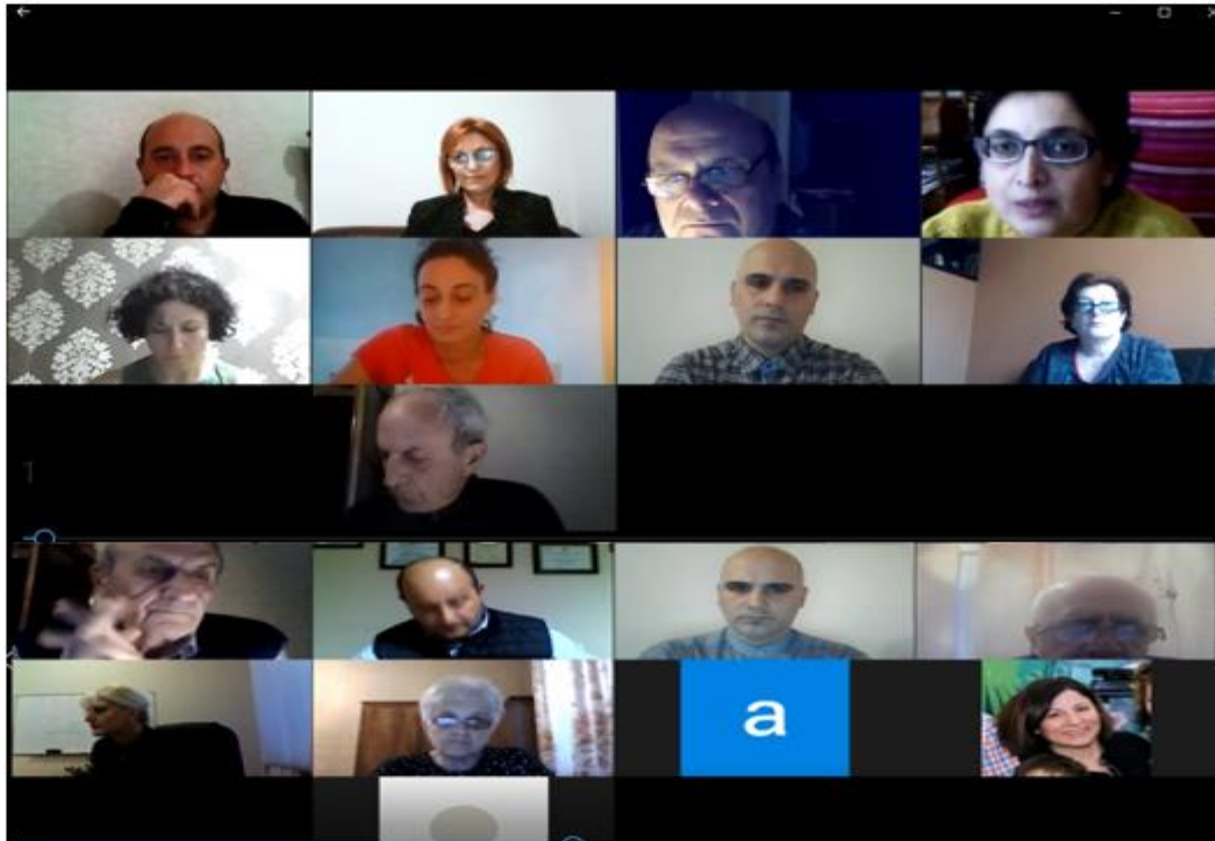
“CHANGE IN CLASSROOM: PROMOTING INNOVATIVE TEACHING & LEARNING TO
ENHANCE STUDENT LEARNING EXPERIENCE IN EASTERN PARTNERSHIP COUNTRIES”,
PRINTEL

“Video as a Learning Tool for Remote Emergency Teachers”

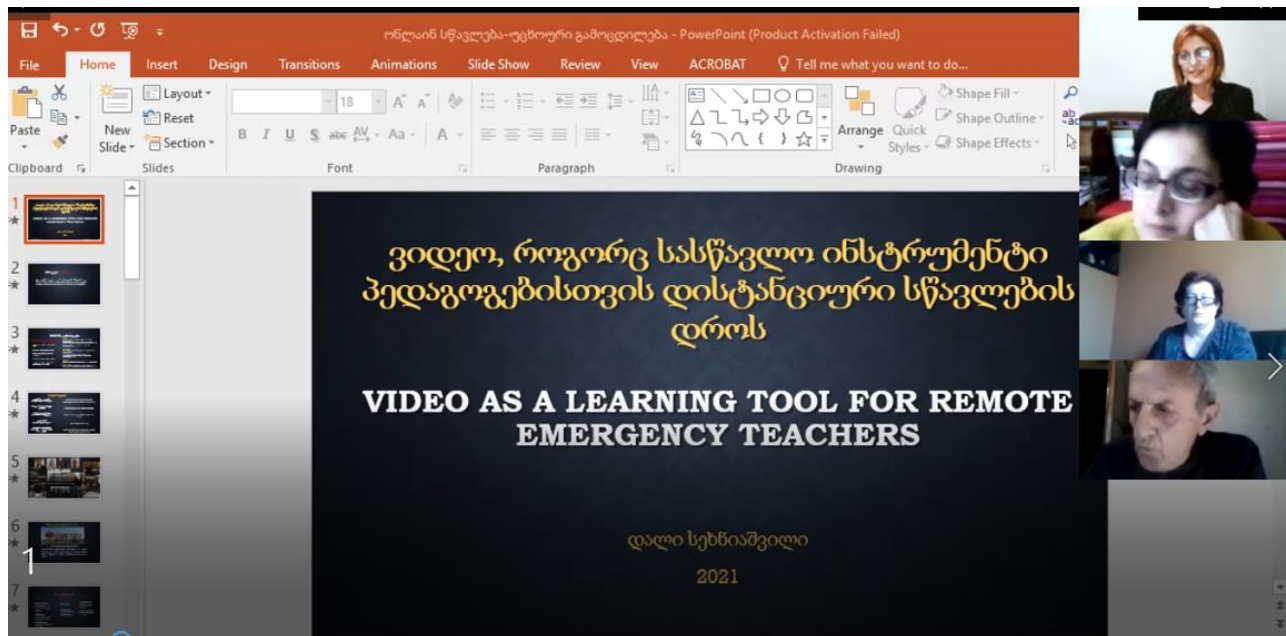
On 26th-27th-28th of April, in the framework of EU funded ERASMUS+ Program PRINTEL Project (#585760-EPP-1-2017-1-AM-EPPKA2-CBHE-JP), Professor of Faculty of Engineering Economic, Media Technology and Social Sciences Dali Sekhniashvili carried out the certified Online Teacher Training course “Video as a Learning Tool for Remote Emergency Teachers” in order to emphasize some essential teaching skills and competencies for teachers and technicians when preparing video for teaching and learning, with special attention to specific strategies in emergency scenarios.

Dali Sekhniashvili attended the TOT course at first at University of Porto, Portugal, in November 2018 within the PRINTEL project. The next time attended OTT course on February, 2021 which was held online by Professors University of Porto to prepare teachers and technicians of higher education institutions to smooth face unexpected situations, without impairing the quality of the teaching and learning process.

The three-day training in innovative learning envisaged 9 hours presented in 3 hours per day for 3 days of classroom work and 20 hours of individual work (April 26-28, 2021). Attended by 17 lecturers from the different departments of 4 faculties (Faculty of Civil Engineering, Faculty of Business Technologies, Faculty of Informatics and Computer Systems, Faculty of Engineering Economics, Media Technologies and Social Sciences,) at Georgian Technical University.

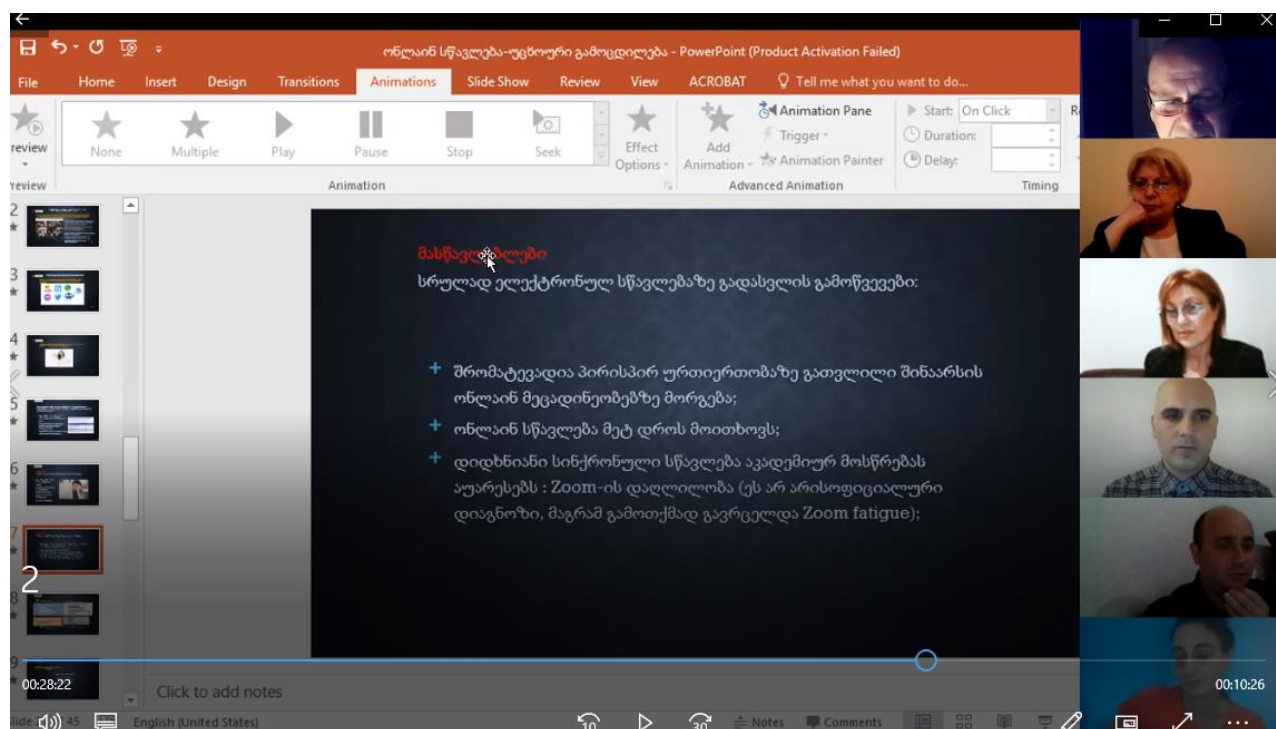


Due to the situation of the Pandemic (COVID – 19), trainer Dali Sekhniashvili was obliged to hold the training by using the online platform, concretely, via the Zoom platform. Her virtual meeting room ID was 736 828 0826 with password gtu2020.



First day activities of the training course were as following: was shared some approaches

on how to use video. The contrast of teachers' experiences before and after the pandemic context revealed the advantages and disadvantages of using video in T&L processes, both from the perspective of teachers and students, and was shared experiences with the flipped classroom model both in face-to-face and online classes.. The trainees were introduced an overview of the institutional approaches and problem solved with the rapid change from a face-to-face teaching to on-line teaching.



During second day trainees were introduced several online apps as Mentimeter and Slido, and on how to use them in the teaching process and how to activate students learning process with online apps. In addition, trainees were introduced to applications and tricks used in emergencies in the T&L process.

The image shows a Zoom meeting with two overlapping windows. The top window is the Mentimeter presentation editor, and the bottom window is the Mentimeter live poll interface.

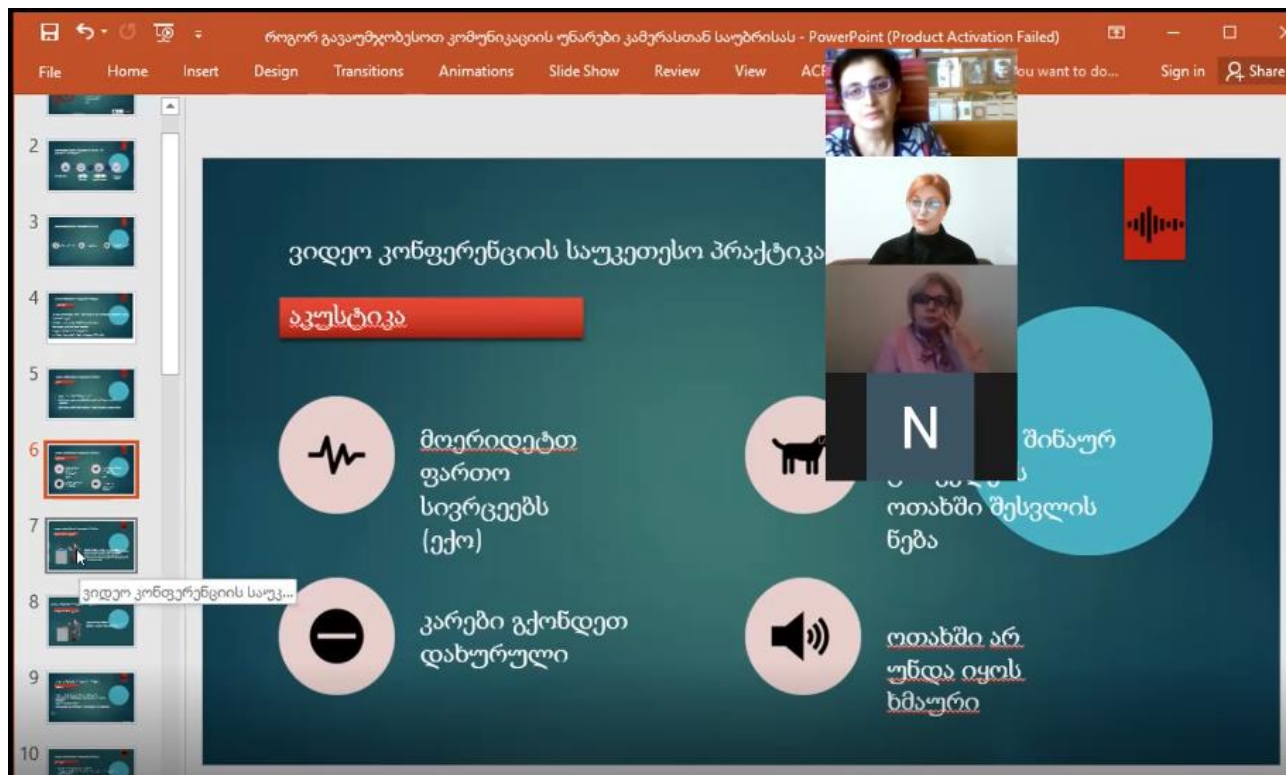
Mentimeter Presentation Editor (Top Window):

- URL: <https://mentimeter.com/s/85550ede83dfb22cbc59520a44d705ca/daeb1accf3dd/edit>
- Buttons: + Add slide, Import, Examples, Themes, Settings
- Slide 1: რა მოგწონთ ონლაინ ს...
- Slide 2: რა არის თქვენთვის გამ...
- Slide Content: რა მოგწონთ ონლაინ სწავლებაში?
 - კარგი იქნება კლასი დაწინაურდა პროგრესი სწავლებაში
 - ჩვეულებრივია
 - არც კარგი არც ცუდი
 - სწავლებაში არცაა საინტერესო
 - არცაა საინტერესო
- Slide Question: Do you want to use the presentation again?
 - Download results
 - Reset results

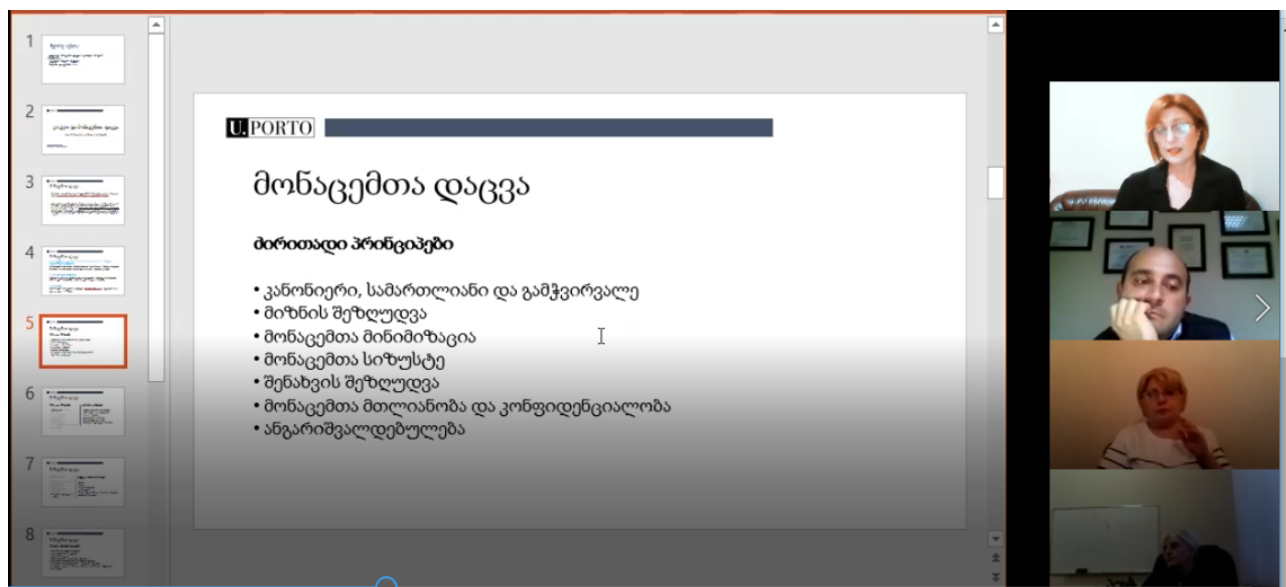
Mentimeter Live Poll Interface (Bottom Window):

- URL: <https://admin.sli.do/event/whzt15r8/polls>
- Event: Video as a Learning Tool for R... #425200
- Buttons: Live polls, Audience Q&A, Analytics, Settings
- Participant mode:
 - 6. ვინ უნდა იყოს? Votes: 10
 - 7. Quiz question Votes: 10
 - Leaderboard
 - Multiple choice
 - Ranking poll
- Live Results:

Rank	Name	Points	Time
1	elene	6/8 points	1:10
2	Jimsher Kerkadze	6/8 points	1:46
3	n.	5/8 points	0:58
4	Tamara	5/8 points	1:29
5	Irakli Mikava	5/8 points	1:55



As the use of video in teaching has become vital for students with the arrival of the COVID-19 pandemic. As at the Georgian Technical University to increase communication with and between the students and teachers use Zoom, in third day, trainer shared her practices in new features of this platform. They were introduced essential communication skills when talking before the camera, as well as teaching strategies due the social distance and the hybrid classes changed the way the contents.



Foot Attendance - Zoom | Pireid Training - Invitation to vi... | My First Presentation - Mentimeter

mentimeter.com/s/2c00c6b5658b99cc5aa7e7cc0a5b5c71e6d84efa78/edit

My presentations / My First Presentation

Connection error | Mentimeter | Share | Present

+ Add slide | Import

რა შედეგი აქვს ონლაინ სწავლებას?

Go to www.menti.com and use the code 9485 1872

100% კარგი

0% მალის კარგი

0% საშუალო

0% ცუდი

Press ENTER to show correct

Options

- კარგი
- მალის კარგი
- საშუალო
- ცუდი

+ Add another option

Click the box next to an option to mark it as correct.

Image

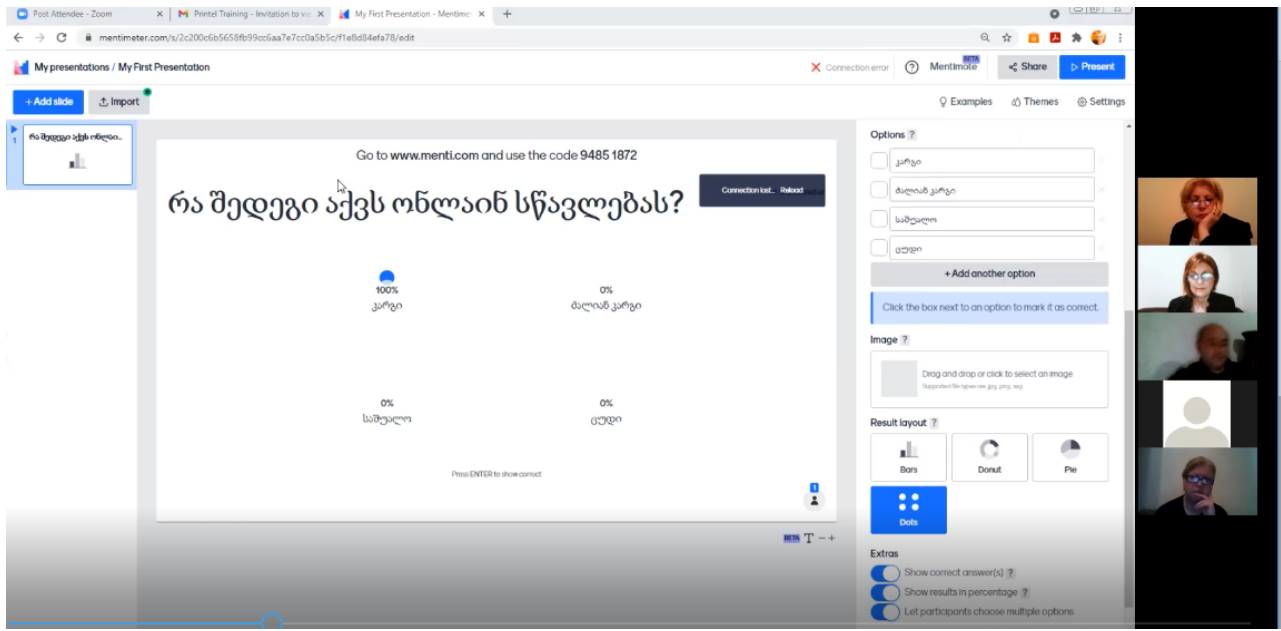
Drag and drop or click to select an image

Result layout

- Bars
- Donut
- Pie
- Grid

Extras

- Show correct answer(s)
- Show results in percentage
- Let participants choose multiple options



7 ტექნიკა

1. Jigsaw Technique
2. Think-Pair-Share
3. Brainwriting
4. Daily Discussion Questions
5. Break-Out Group Discussions
6. Peer Review
7. Scaffolding

The slide is displayed in a Zoom meeting window. On the right side, there are four video thumbnails of participants. On the left side, there is a vertical list of slide thumbnails numbered 8 through 13.

zoom SOLUTIONS PLANS & PRICING SCHEDULE A MEETING JOIN A MEETING HOST A MEETING

Security

Require that all meetings are secured with one security option

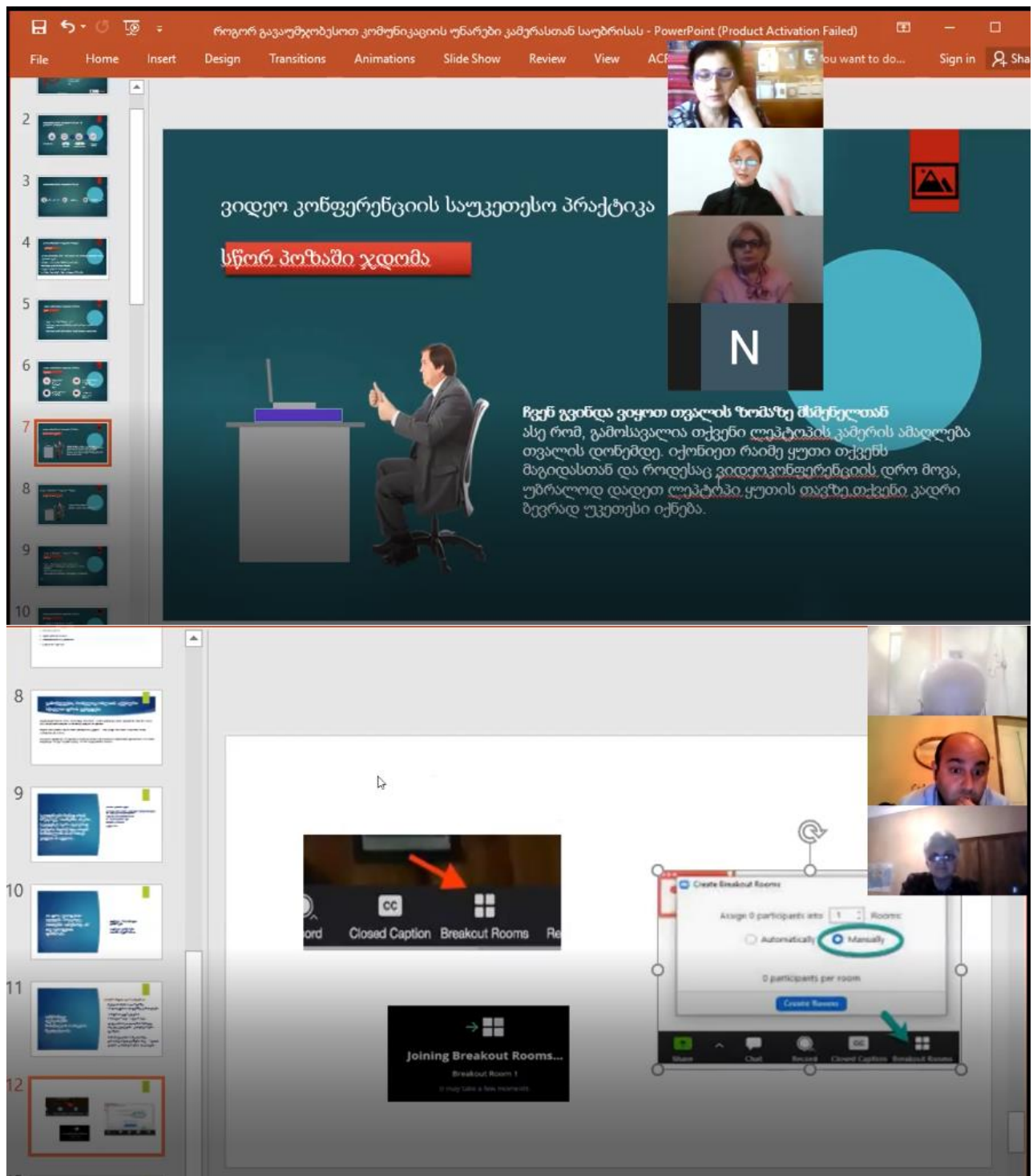
Require that all meetings are secured with one of the following security options: a passcode, Waiting Room, or "Only authenticated users can join meetings". If no security option is enabled, Zoom will secure all meetings with Waiting Room. [Learn more](#)

Waiting Room [Modified](#) [Reset](#)

When participants join a meeting, place them in a waiting room and require the host to admit them individually. Enabling the waiting room automatically disables the setting for allowing participants to join before host.

Require a passcode when scheduling new [Modified](#) [Reset](#)

The screenshot shows the Zoom account settings page. The 'Settings' tab is selected. The 'Security' section is expanded, showing three settings: 'Require that all meetings are secured with one security option' (checked), 'Waiting Room' (checked), and 'Require a passcode when scheduling new' (checked). The 'Waiting Room' and 'Require a passcode' settings have 'Modified' and 'Reset' links next to them. The background shows a Windows desktop with various icons and a taskbar.



The participants were actively involved in the training course and discussions. The final part of the course was devoted to the presentation of videos made by participants and giving feedbacks.

After successful completion of the course, participants were awarded certificates.